

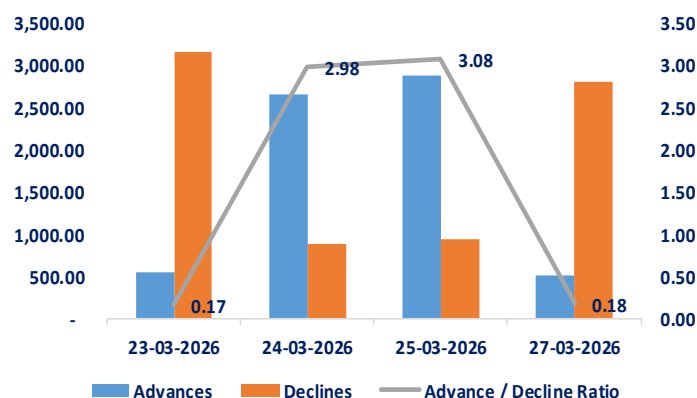
Date	Nifty	Sensex	Gold \$*	Silver \$*
20-03-2026	23,114.50	74,532.96	4,658.78	71.96
27-03-2026	22,819.60	73,583.22	4,413.09	68.19
Weekly Price % Change	-1.28%	-1.27%	-5.27%	-5.24%

* Prices as of 4:20 PM - 27th March 2026

Volume Shockers (27/03/2026)

NSE Symbol	Volume	LTP	% Change
HEG	47318818	563.20	11.95
BRIGADE	23368028	683.00	1.81
RPSGVENT	20423960	825.25	14.47
GRAPHITE	16011787	630.00	5.75
FABTECH	10653082	146.00	5.00
QUAL30IETF	4149741	19.15	-1.95
BANKADD	3604277	53.25	-2.86
ABSLBANETF	3474641	53.34	-2.66
MOIPO	2129069	36.71	-8.70
DIVOPPBEES	1553612	74.34	-2.96

Weekly Advances/Declines



Top Gainers/Losers

NIFTY

Company Name	Close(27-03-2026)	Close(20-03-2026)	% Gains	Company Name	Close(27-03-2026)	Close(20-03-2026)	% Loss
ONGC	281.10	265.55	5.86%	ADANIENT	1824.00	1928.90	-5.44%
LT	3570.00	3438.10	3.84%	BEL	405.95	426.75	-4.87%
APOLLOHOSP	7547.00	7340.00	2.82%	COALINDIA	445.10	467.80	-4.85%
BAJFINANCE	846.50	830.30	1.95%	TRENT	3405.00	3572.00	-4.68%
ULTRACEMCO	11100.00	10921.00	1.64%	RELIANCE	1348.00	1413.60	-4.64%

NIFTY Mid-Cap

Company Name	Close(27-03-2026)	Close(20-03-2026)	% Gains	Company Name	Close(27-03-2026)	Close(20-03-2026)	% Loss
OFSS	6,949.00	6,594.50	5.4%	PRESTIGE	1,172.90	1,245.50	-5.8%
COFORGE	1,142.00	1,098.00	4.0%	MFSL	1,550.00	1,635.00	-5.2%
PERSISTENT	4,889.10	4,739.00	3.2%	UPL	594.20	620.95	-4.3%
MANKIND	2,044.00	2,000.00	2.2%	PAYTM	1,009.80	1,050.00	-3.8%
AUROPHARMA	1,314.70	1,292.00	1.8%	PIIND	2,812.00	2,921.00	-3.7%

NIFTY Small-Cap

Company Name	Close(27-03-2026)	Close(20-03-2026)	% Gains	Company Name	Close(27-03-2026)	Close(20-03-2026)	% Loss
AFFLE	1426	1280.1	11.4%	ARE&M	700	763.5	-8.3%
KARURVYSYA	294.35	264.5	11.3%	REDINGTON	200.75	217.8	-7.8%
FIVESTAR	375	350.1	7.1%	ZENSARTECH	525.2	565	-7.0%
GLAND	1727	1627.6	6.1%	CASTROLIND	175.34	187.82	-6.6%
ASTERDM	668.6	632	5.8%	BANDHANBNK	148.9	158.5	-6.1%

NIFTY Sectoral Indices

Sectoral Indices	Close(27-03-2026)	Close(20-03-2026)	% Gains	Sectoral Indices	Close(27-03-2026)	Close(20-03-2026)	% Loss
NIFTY IT	29,541.65	29,199.60	1.17%	NIFTY PSU BANK	8,249.45	8,584.60	-3.90%
NIFTY MIDSMALL HEALTHCARE	42,217.10	42,000.15	0.52%	NIFTY REALTY	670.15	696.40	-3.77%
NIFTY HEALTHCARE INDEX	14,433.55	14,383.45	0.35%	NIFTY CONSUMER DURABLES	33,898.30	34,740.35	-2.42%
NIFTY500 HEALTHCARE	18,144.70	18,092.65	0.29%	NIFTY METAL	11,161.65	11,412.75	-2.20%
NIFTY MIDSMALL IT & TELECOM	7,984.85	7,964.30	0.26%	NIFTY MIDSMALL FINANCIAL SERVICES	18,753.75	19,123.30	-1.93%

Weekly Pivot Table

Sr.no	Indices	Close(27-03-2026)	R2	R1	PP	S1	S2
1	NIFTY50	22,819.60	23,912.83	23,415.78	22,918.73	22,421.68	21,924.63
2	NIFTY NEXT 50	62,043.05	65,217.45	63,834.35	62,451.25	61,068.15	59,685.05
3	NIFTY BANK	52,274.60	55,404.00	53,992.73	52,581.45	51,170.18	49,758.90
4	NIFTY FINANCIAL SERVICES	24,373.20	25,811.80	25,152.95	24,494.10	23,835.25	23,176.40
5	NIFTY MIDCAP SELECT	12,517.30	13,234.07	12,870.84	12,507.62	12,144.39	11,781.17
6	SENSEX	73,583.22	77,288.46	75,642.80	73,997.14	72,351.48	70,705.82

Major Events of the Week

- **Japan:** Japan's annual inflation eased to 1.3% in February 2026, the lowest since March 2022. Food inflation remained near a 15-month low, driven by the slowest rise in rice while electricity and gas fell at a steeper rate, reflecting subsidy effects.
- **India:** The HSBC India Manufacturing PMI fell to 53.8 in March 2026, marking the weakest since September 2021, as output growth slowed amid softer domestic demand and uncertainty from the West Asia conflict. Employment increased, supporting ongoing capacity expansion. Input and output costs both jumped, reflecting elevated inflationary pressures.
- **UK:** The S&P Global UK Manufacturing PMI eased to 51.4 in March 2026, as output growth slowed due to the war in the West Asia weighing on global demand. Supply chain pressures and weaker demand also reduced purchase stocks.
- **US:** The S&P Global US Manufacturing PMI climbed to 52.4 in March 2026, exceeding market expectations. Production growth and new orders picked up. Firms reported easing tariff pressures and stockpiling due to fears of prolonged West Asia war disruptions and potential price spikes.
- **BoJ:** The Bank of Japan left its key short-term rate unchanged at 0.75% at its March 2026 meeting. The move, announced hours after the U.S. Fed maintained rates steady. Policymakers held views that Japan's economy is recovering but tensions in West Asia could cause trouble.
- **US Crude Inventory:** US crude inventories rose by 6.926 million barrels in the week ended March 20. Crude stocks at the Cushing, Oklahoma, delivery hub rose by 3.421 million barrels. On the other hand, US gasoline stocks fell by 2.593 million barrels.
- **UK Retail Sales:** UK retail sales volumes fell 0.4% MoM in February 2026, as sales at supermarkets and household goods stores fell, as above-average rainfall dampened demand. The retail dip comes ahead of broader economic pressures, including rising energy costs and geopolitical uncertainty.

Weekly Global Economic Calendar





Weekly Global Economic Calendar

(30th March 2026 to 03rd April 2026)

MON MARCH 30

-  **INDIA** : 04:00 PM; Industrial/ Manufacturing Production YoY FEB
-  **JAPAN** : 05:20 AM; BoJ Summary of Opinions
10:30 AM; Housing Starts YoY FEB
-  **US** : 08:00 PM; Dallas Fed Manufacturing Index MAR
-  **UK** : 02:00 PM; BoE Consumer Credit FEB
02:00 PM; Mortgage Approvals/ Lending FEB



TUE MARCH 31

-  **JAPAN** : 05:00 AM; Unemployment Rate FEB
05:20 AM; Industrial Production Prel FEB
05:20 AM; Retail Sales FEB
-  **CHINA** : 07:00 AM; NBS Manufacturing/ Non-Manufacturing PMI MAR
-  **US** : 07:15 PM; Chicago PMI MAR
07:30 PM; JOLTs Job Openings FEB
07:30 PM; CB Consumer Confidence MAR
-  **UK** : 11:30 AM; Current Account Q4
11:30 AM; Nationwide Housing Prices MAR




WED APRIL 01

-  **JAPAN** : 05:20 AM; Tankan Large Manufacturers Index Q1
-  **CHINA** : 07:15 AM; RatingDog Manufacturing PMI MAR
-  **US** : 02:00 AM; API Crude Oil Stock Change MAR/27
04:30 PM; MBA 30-Year Mortgage Rate MAR/27
05:45 PM; ADP Employment Change MAR
06:00 PM; Retail Sales MoM FEB
07:30 PM; ISM Manufacturing PMI MAR
08:00 PM; EIA Crude Oil/ Gasoline Stocks Change MAR/27

THU APRIL 02

-  **INDIA** : 10:30AM; HSBC Manufacturing PMI Final MAR
-  **US** : 06:00 PM; Balance of Trade FEB
06:00 PM; Exports/ Imports FEB
06:00 PM; Initial Jobless Claims MAR/28

FRI APRIL 03

-  **INDIA** : 05:00PM; Bank Loan/ Deposit Growth YoY MAR/20
05:00PM; Foreign Exchange Reserves MAR/27
-  **CHINA** : 07:15 AM; RatingDog Services PMI MAR
-  **US** : 06:00 PM; Non Farm Payrolls MAR
06:00 PM; Unemployment Rate MAR
07:30 PM; ISM Services PMI MAR

Timings in IST Disclaimer: The above mentioned data/ information have ensured the high quality and accuracy of the content of the SSL Global Economic Calendar. Users may carry out due diligence before using any data/information herein, Stockholding Services Ltd (SSL) will not be responsible for any discrepancies/disputes arising out of such use.

